

Norwegian fisheries and aquaculture management



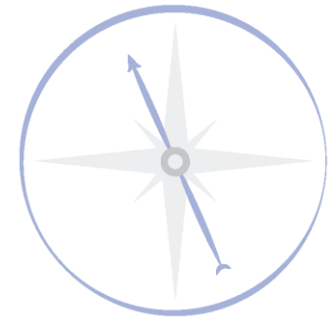
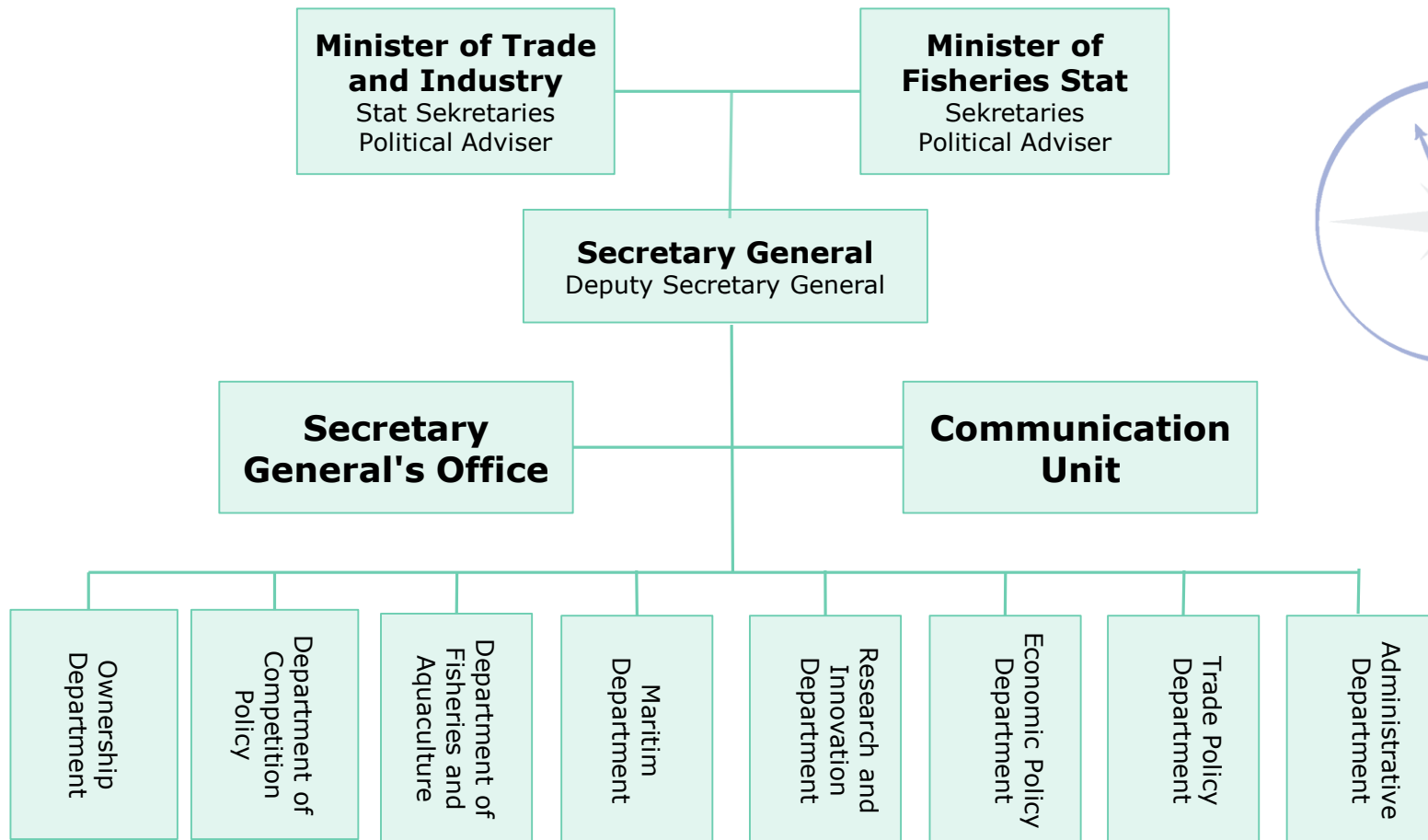
DIRECTORATE OF FISHERIES

Tromsø, 21. September 2017





The Ministry of Trade, Industry and Fisheries



The Directorate of Fisheries



DIRECTORATE OF FISHERIES

Director General of Fisheries

2017:
NOK 409 mill.
429 full-time positions

HR Unit

Communication unit

Management of
Marine Resources
Department

Aquaculture
and Coastal
Department

Statistics
Department

Administrative
Affairs
Department

IT Department

5 Regions - 22 local offices

The Directorate of Fisheries' main objective:

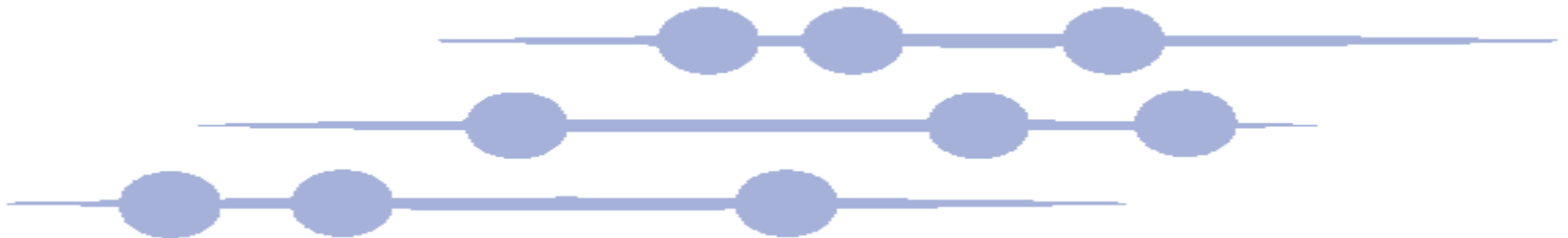


To promote profitable economic activity through sustainable and user-oriented management of marine resources and the marine environment



The Directorate of Fisheries - areas of operation

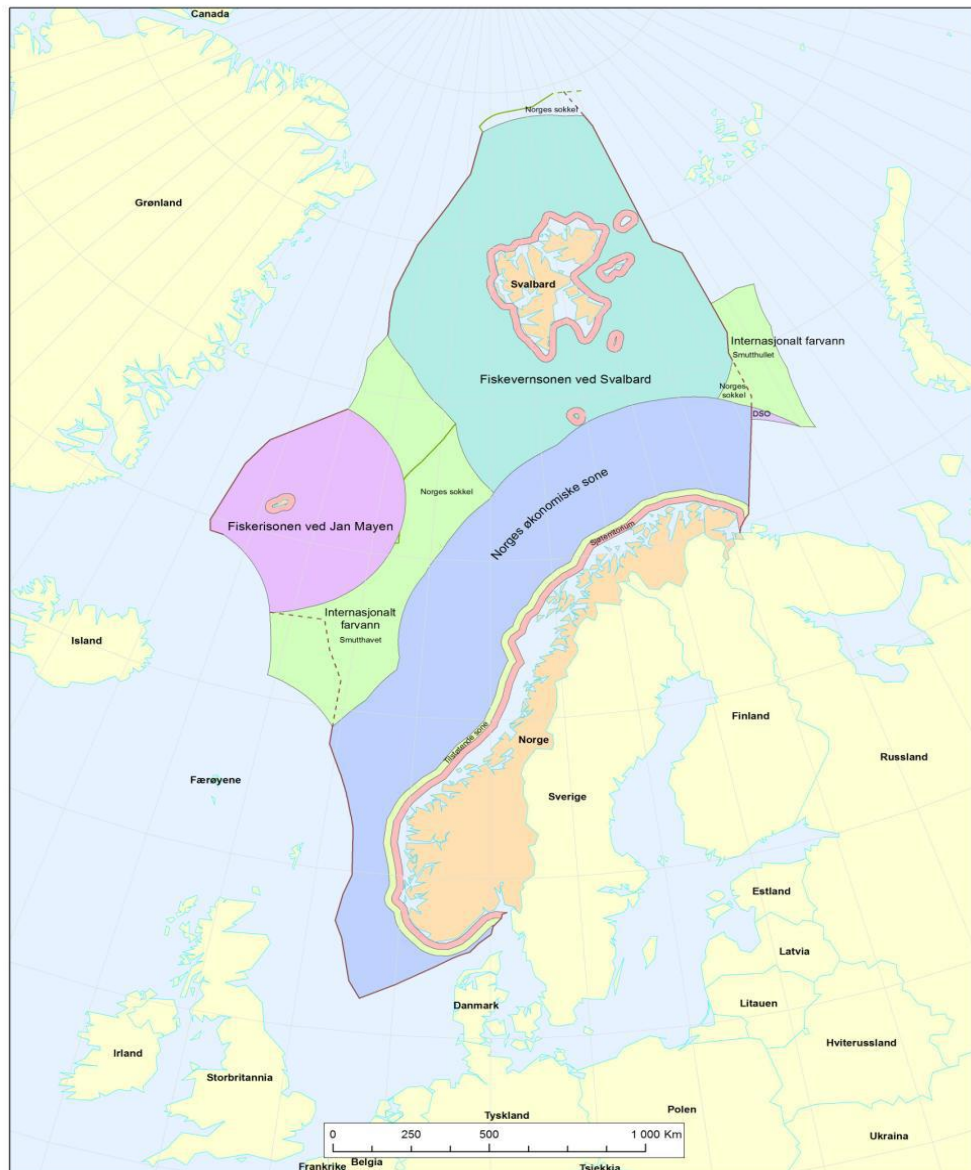
- Management of marine resources
- Aquaculture management
- Coastal Zone Management



Norwegian and international waters



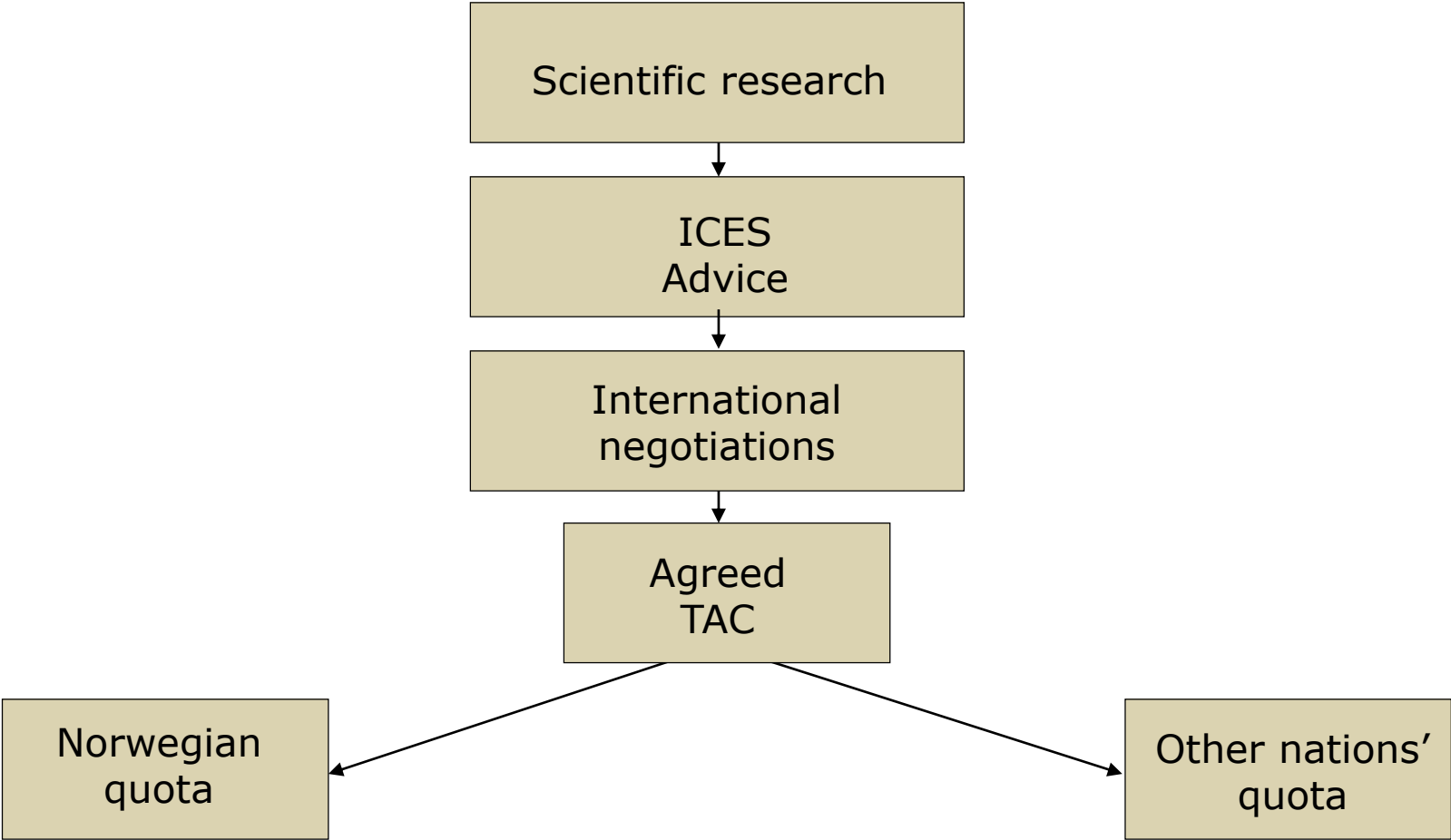
DIRECTORATE OF FISHERIES



NORWAY:

Population:	5,2 million
Mainland:	323.787 sq.km
Spitsbergen:	61.022 sq.km
Jan Mayen:	377 sq.km
Mainland coastline:	28.953 km
Total coastline (including islands):	100.915 km
Mainland EEZ:	968.700 sq.km
Spitsbergen FPZ:	804.000 sq.km
Jan Mayen FZ:	296.600 sq.km

The System for Quota Allocation in the Northeast Atlantic



Major Norwegian fisheries 2016



DIRECTORATE OF FISHERIES

Pelagic species	1 060 000 tonnes
Codfishes	715 000 tonnes
Flatfishes and other demersal species	58 000 tonn
Crustaceans and molluscs	210 000 tonnes
Total fish and crustaceans	2 043 000 tonnes
Seaweed	169 000 tonnes
Total	2 212 000 tonnes

ORATE OF FISHERIES



Norwegian Fishing Industry 2016



DIRECTORATE OF FISHERIES

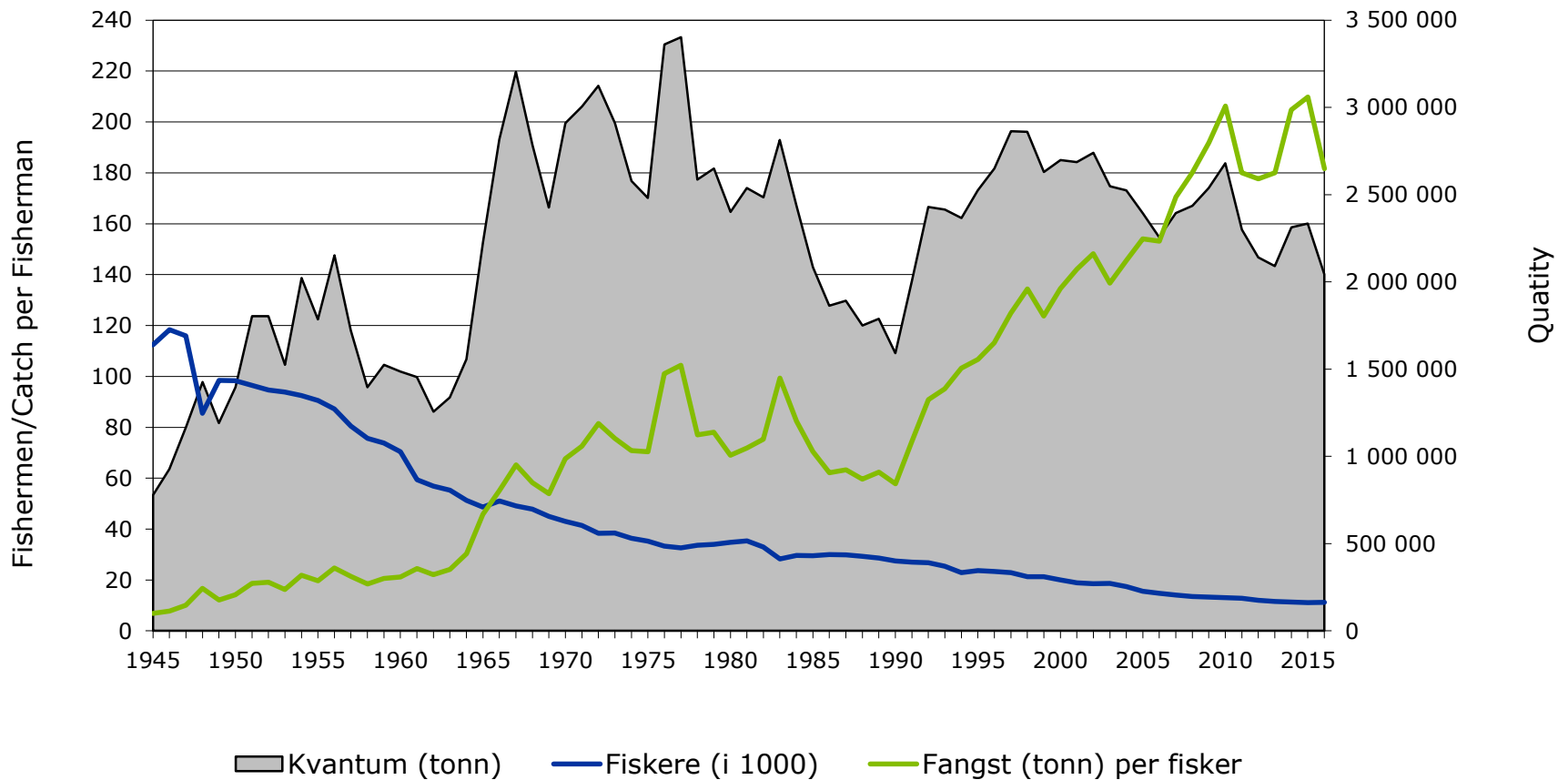
		Number	Employees
Vessels		5 946	
Fishermen:	Main occupation		9 411
	Part-time occupation		1 838
Total:			11 249
Processing industry	Plants	425 ¹⁾	11 681
Fish farming (all species including shellfish)	Licences	2066	6 872 ²⁾
Total			29 802

1) Figures for 2014, Nofima
2) Figures for 2015

Norwegian catches versus number of fishermen 1945 – 2016



DIRECTORATE OF FISHERIES

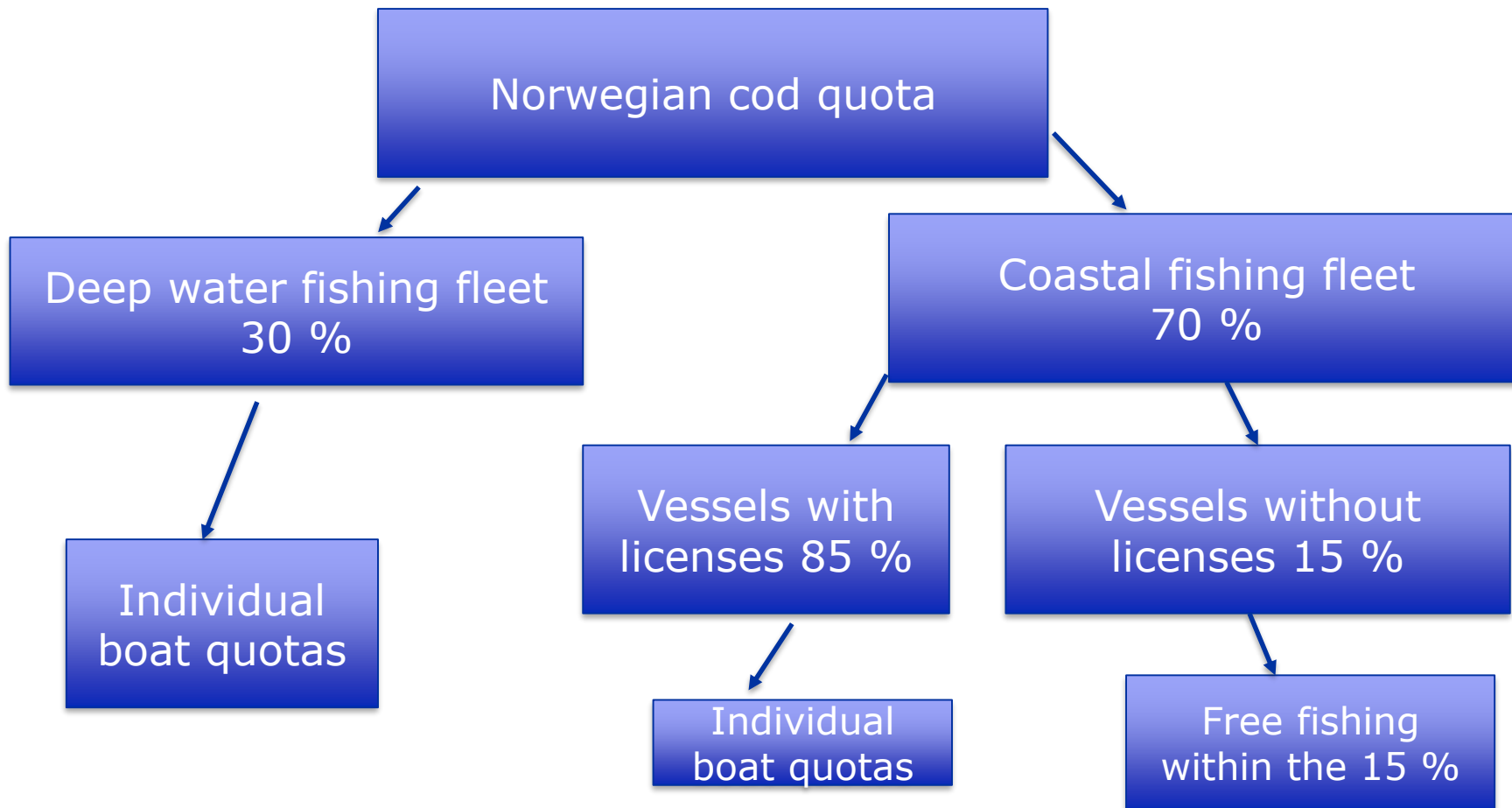


*Foreløpige tall

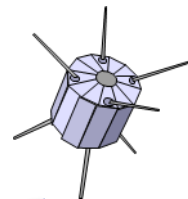
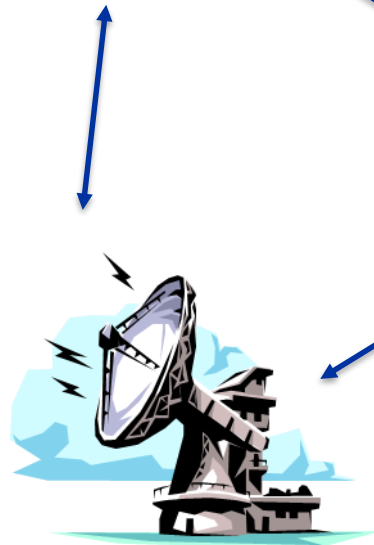

The Norwegian allocation system - cod



DIRECTORATE OF FISHERIES



Tracking of Fishing Vessels – Electronic logbooks



Institute of Marine Research

Coastal Administration



The Joint Rescue Coordination Centres



Russia, Iceland, Faroe Islands and Greenland

EU member- states

NEAFC
NAFO
CCAMLR

Aquaculture



DIRECTORATE OF FISHERIES

1. A sheltered coastline
2. Favoruable natural conditions for salmon
3. An infrastructure that serves the industry
4. Knowledge of both biological and technical conditions
5. A relatively well regulated society
6. The worlds yearn for salmon and its red meat
7. Few international competitors

Key figures related to the AQ (salmon & trout) 2016



DIRECTORATE OF FISHERIES

Number of licenses	990
Number of sites	978
Number of companies involved	App 150
Export value	Kr. 62 bill or \$ 9 bill
Number of individuals in the pens	403 million
The ten biggest companies	67 % og total sale